


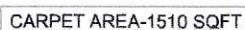
UCO BANK SABOUR
CARPET AREA-1510 SQFT

FRONT
ROAD



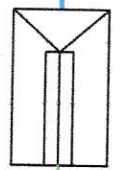
OPTION-04

Notes : ALL DIMENSIONS ARE TO BE CHECKED AND CORRELATED WITH THE RELEVANT ARCHITECTURAL & STRUCTURAL DRAWINGS AND ANY AMBIGUITY SHALL BE IMMEDIATELY BROUGHT TO THE NOTICE OF THE ARCHITECTS BEFORE COMMENCEMENT OF THE WORK. THIS DRAWING IS THE PROPERTY OF ATTIK ARCHITECTS AND IS NOT TO BE COPIED OR USED WITHOUT THEIR PERMISSION.	Architects : ATTIK ARCHITECTS architect SITHLA ASTHAN ROAD, NEAR TEKAMARJH THANA, BHAGALPUR, PIN NO. 750013328 9434444444, 9839977768	Drawing Title:- SABOUR BRANCH	REVISIONS :				Date:- 18-02-2025	Checked by: Ar. Sachin	North
			DATE	NO.	BY	REASON	Scale:- NTS	Drawn by:	
	Consultants :	Client : UCO BANK	Job Title :				DRG. NO:-01		R 1
				ATTIK ARCHITECTS <small>This is a preliminary drawing. It is not to be used for construction without the approval of the architect. Any changes or modifications should be made only after consulting the architect.</small>					

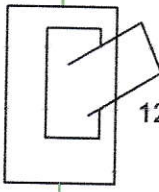


PANEL-1

L.T.PANEL-(SINGAL LINE DIGRAM)

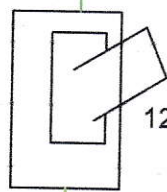


35 Sq.mm.X 3.5 CORE(AL) CABLE
OR.16,Sq.mm.4 CORE (CU) CABLE
125A HRC FUSE



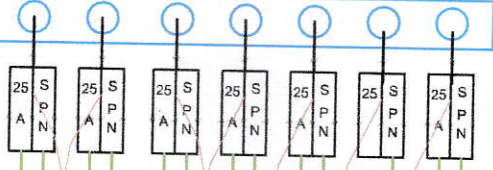
125Amp 25 K.A T.P.N M.C.C.B

PANEL-2



125Amp 25 K.A T.P.N M.C.C.B

200Amp. COPPER BUS BAR



Br. A/C. POINT.

7.5 K.V.A / 220 Volts D.G.
16 Sq.mm.X 2 CORE(AL) CABLE
OR 6Sq.mm. x 2CORE (CU) CABLE

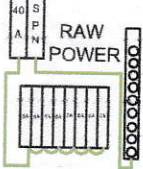
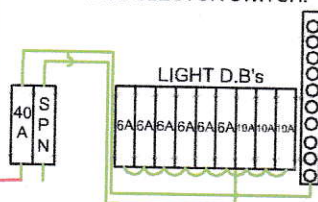


63Amp T.P.N
on load change over

200Amp. COPPER BUS BAR

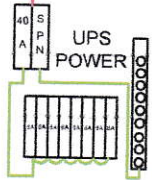


63 AMP
PHASE SELECTOR SWITCH.

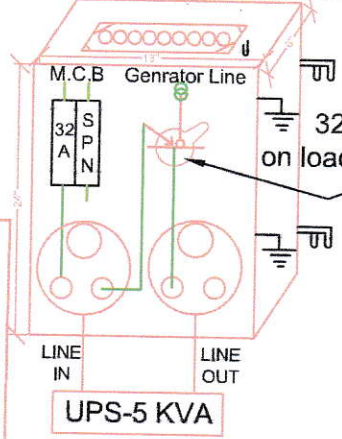


PANEL-3

32Amp D.P.
on load change over



UPS PRIMARY & SECONDRY PANEL



1'6" x 1'6" x 1'6" earth pit chamber

1'6" Chamber cover

G.I. wire 8 No's S.W.G

The diagram shows a cross-section of a square earth pit chamber. The chamber is constructed from brickwork, with a concrete base and a concrete top slab. A 1'6" x 1'6" x 1'6" earth pit chamber is shown. The chamber is covered with a 1'6" chamber cover. The cover is supported by four G.I. wire 8 No's S.W.G. The chamber is shown in a cross-section view, with the cover and the chamber body clearly visible. The cover is shown with a grid pattern, and the chamber body is shown with a brickwork pattern. The concrete base and top slab are shown with a stippled pattern. The diagram is labeled with dimensions and component names.

- [illegible]

[illegible]

-
- 15'-0"
- 1'-0"
- 1/2" HOLE CUTTING (IN EARTH)
- 1.5" G.I. pipe

1.-The rate shall be inclusive of submission of Test Report- (2 Ohm) of each earth pit and Testing shall be carried out in front of Officials / Consultant.

2.--Earth pit material should be verified by Branch Manager before installation as per specification in B.O.Q..

PROJECT:-

UICO BANK. SABOUR BRANCH

KRISHNA GOPAL PRASAD(B.E.ELECTRIC)
ELECTRICAL CONSULTANT (EMAIL:-kgprasad62@gmail.com)
COMPUTER AIDED ELECTRICAL DESIGNER
4002, SUN RISE KAMLA-REKHA SHILPI, RAI RAM BRAHMI PATH, NIEHRU NAGAR
HYDRABAD-500004, TELANGANA, INDIA. (PHONE:-9194251066089)
(FAX:-9194251066090)

